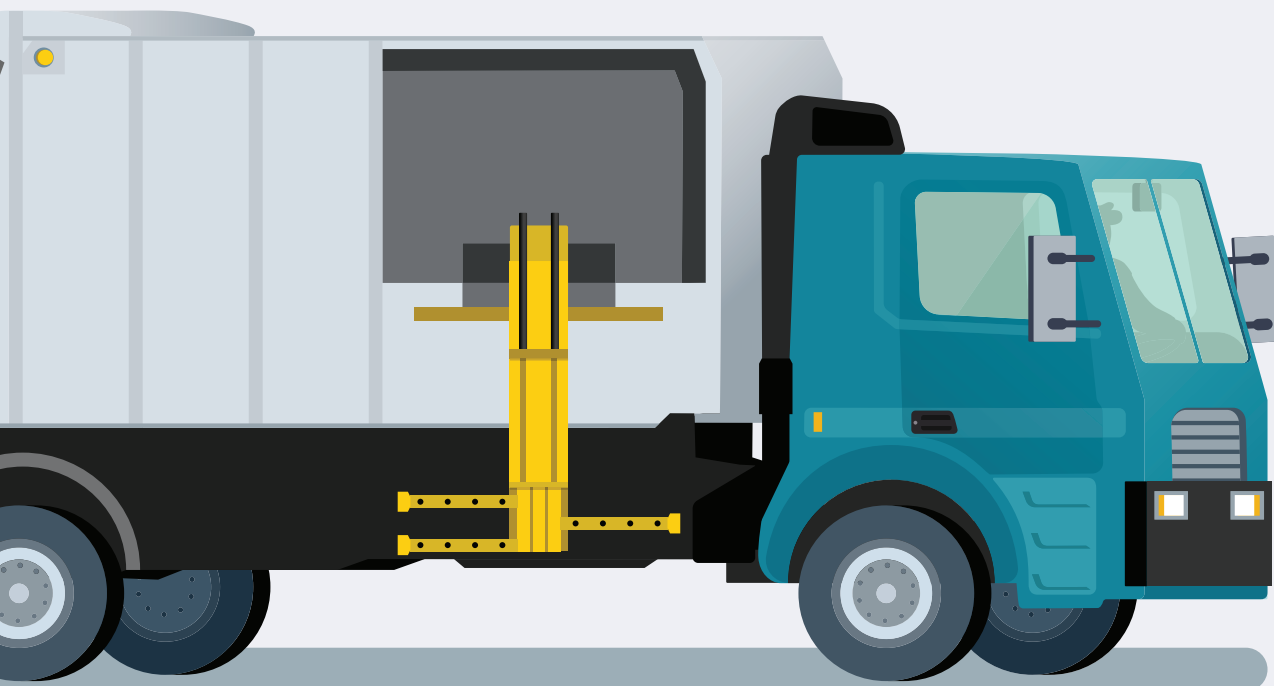


Waste Industry

Highlights from Annual Driving Risk and Collision Analysis

Based on **686,000 risky driving events** captured by Lytx DriveCam® Event Recorders

MOST PREVALENT RISKY DRIVING BEHAVIORS



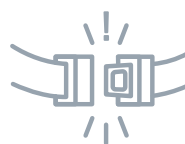
- ! Smoking
- ! Driver Unbelted
- ! *Late Response
- ! Food/Drink Observed
- ! Near Collision (unavoidable)

MOST IMPROVED DRIVING BEHAVIORS

Behaviors with the greatest improvement 2018-2019




*Late Response
IMPROVED
20%



Driver Unbelted
IMPROVED
6%

WASTE FLEETS VS. ALL INDUSTRIES

Behaviors from waste industry fleets benchmarked against behavior averages of all other Lytx-covered industries



*Late Response: When a driver was not distracted, yet responded late and abruptly to a readily visible risky situation ahead